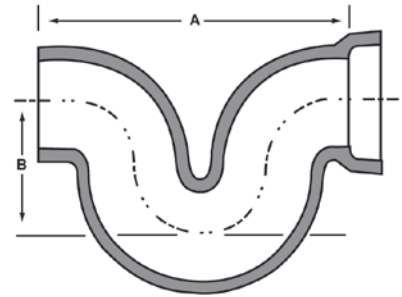


Pipe Fittings – Traps

To prevent sewer gas from passing into the house, Logan traps are formed with a deep bend below the flow line in which gasses are trapped in a liquid seal.

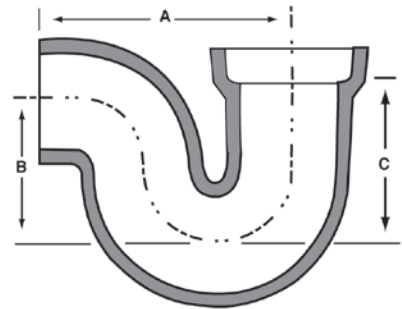
Running Traps

Pipe Size	Approximate Dimensions		Approx. Shipping Weight (Lbs.)	Fittings per Pack
	A	B		
4"	19"	8"	23	30
6"	21 ³ / ₄ "	9"	63	12



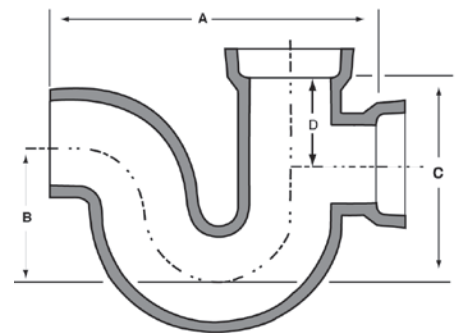
P-Traps

Pipe Size	Approximate Dimensions			Approx. Shipping Weight (Lbs.)	Fittings per Pack
	A	B	C		
4"	15"	7 ¹ / ₄ "	8"	19	60
6"	17"	9"	10"	47	20



Shoulder Hand Hole Traps (SHH)

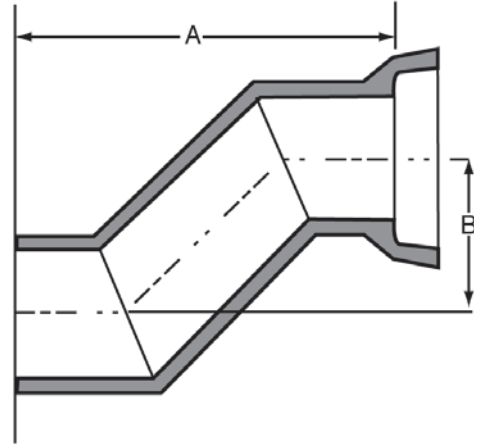
Pipe Size	Approximate Dimensions				Approx. Shipping Weight (Lbs.)	Fittings per Pack
	A	B	C	D		
4"	18"	7"	11 ¹ / ₄ "	4"	24	50
6"	23 ³ / ₄ "	11"	15 ¹ / ₄ "	6 ¹ / ₄ "	69	12



Pipe Fittings – Traps (cont'd)

Half Traps

Pipe Size	Approx. Laying Length A	Approx. Dimension B	Approx. Shipping Weight (Lbs.)	Fittings per Pack
6"	21"	8 ¹ / ₄ "	44	28
8"	24"	10 ¹ / ₄ "	66	16
10"	25"	11 ¹ / ₄ "	112	9
12"	27"	11 ¹ / ₂ "	164	6



Catch Basin Traps

Pipe Size	Inlet	Approximate Dimensions					Approx. Shipping Weight (Lbs.)	Fittings per Pack
		A	B	C	D	E		
6"	4"	24"	12"	8"	15"	9"	52	20

